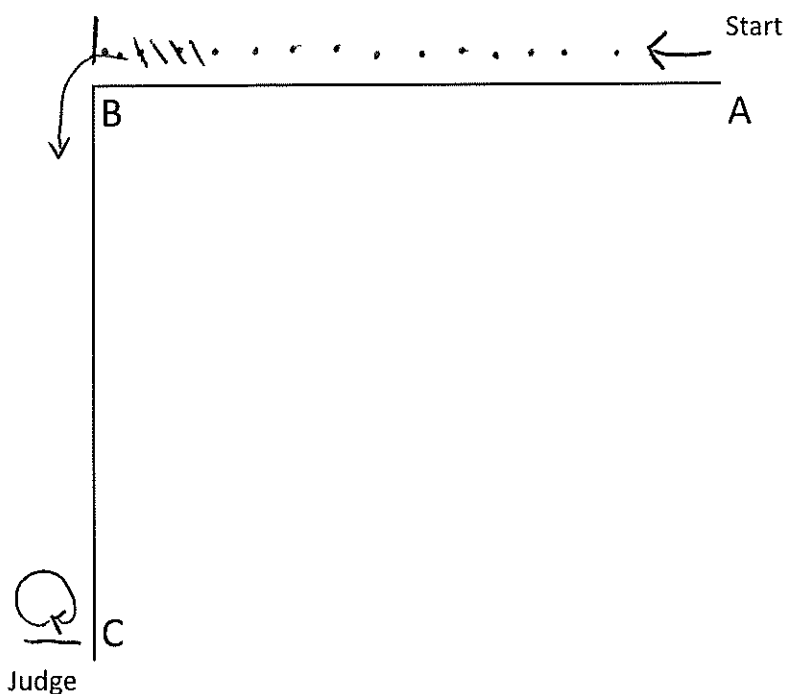
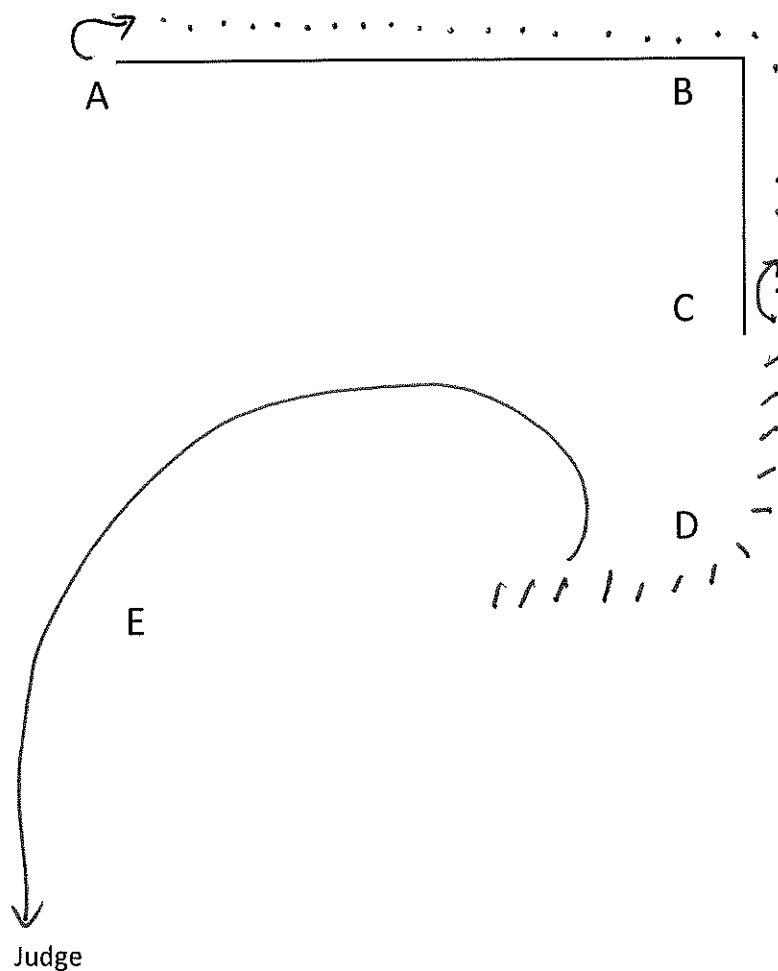


## Showmanship Walk-Trot & 13 and under



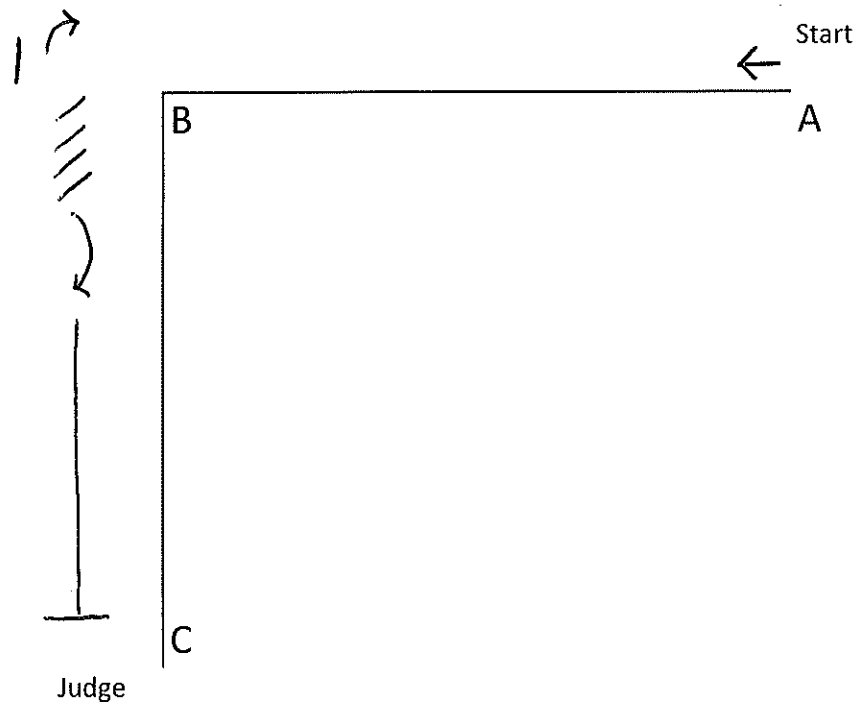
1. Trot, from A to B.
2. Halt at B, and back 4 steps
3. Walk around B to Judge.
4. Halt, perform a 360 degree turn on the Haunches.
5. Set up for inspection.

## Showmanship Sweepstakes



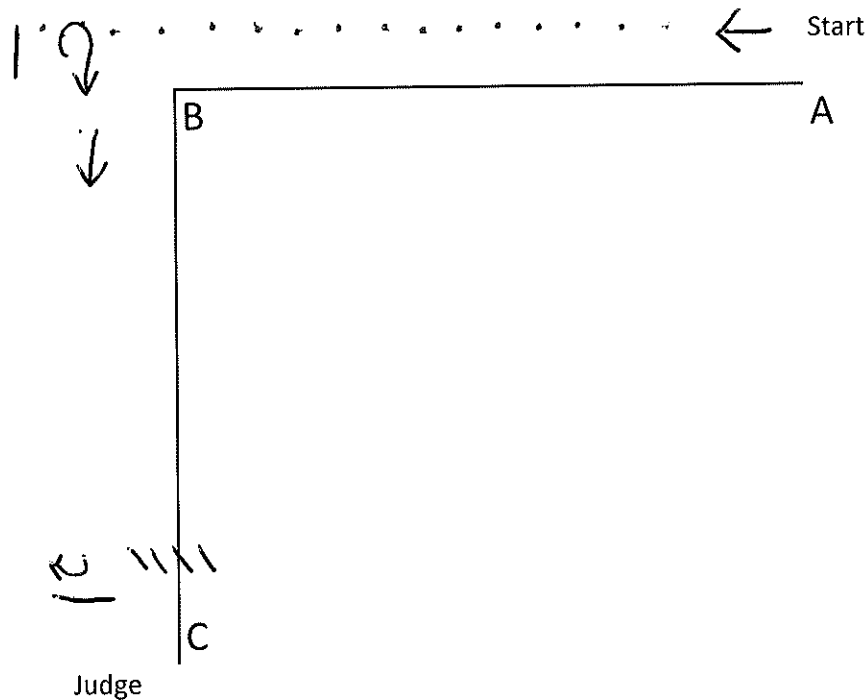
1. Start at A facing the Judge.
2. Perform a 270 turn on the haunches
3. Trot forward and around cone B, to cone C.
4. Halt, perform a 180 degree turn on the Haunches.
5. Back around cone D
6. Loop around to your left and
7. Walk around cone E to the Judge and set up for inspection

## Showmanship 14-18



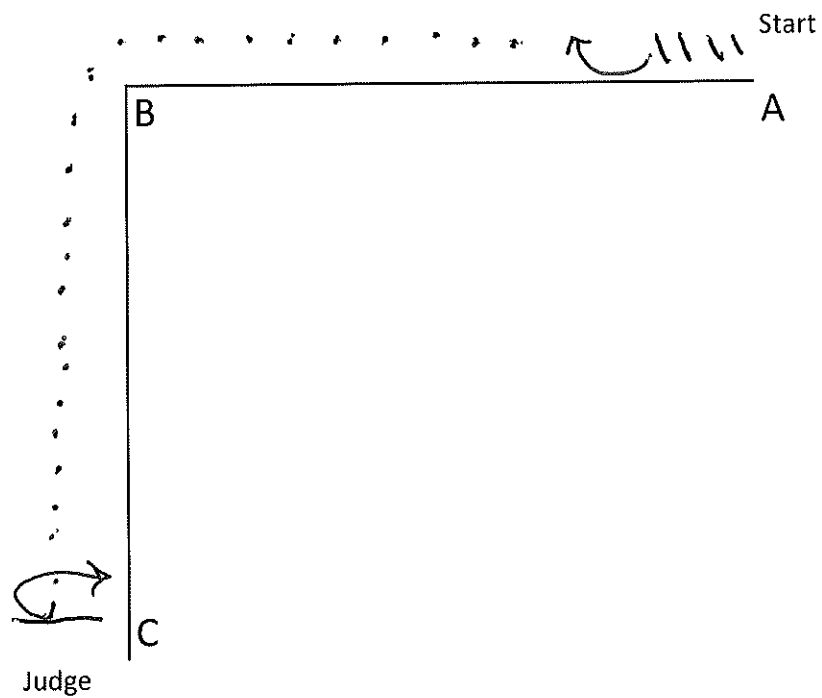
1. Trot, from A, slightly past B.
2. Halt with haunches past B, and perform a 90 degree turn.
3. Back 4 steps toward judge.
4. Halt, perform a 180 degree turn on the Haunches.
5. Walk to judge and Set up for inspection.

## Showmanship 19 & Over



1. Trot, from A, slightly past B.
2. Halt, with haunches past B, and perform a 270 degree turn.
3. Walk to judge.
4. Halt, perform a 90 degree turn on the Haunches.
5. Back 4 steps, Set up for inspection.

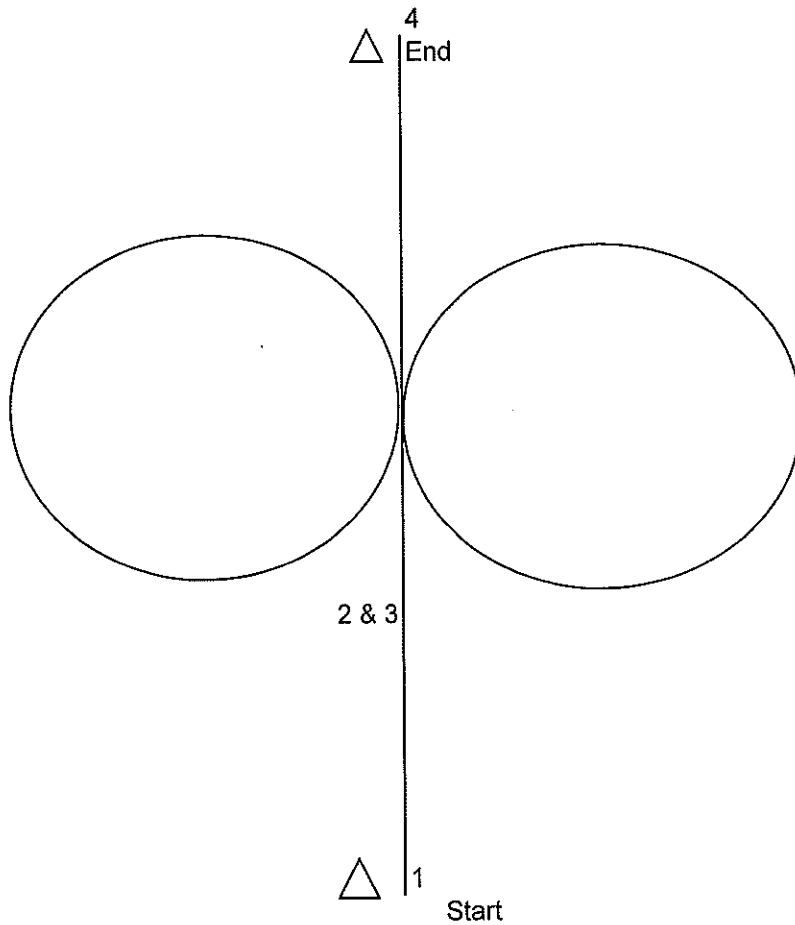
## Showmanship Open



1. Start at A with haunches at cone
2. Back 4 steps and perform 180 turn on the haunches
3. Trot forward and around cone B to Judge.
4. Halt, perform a 270 degree turn on the Haunches.
5. Set up for inspection.

# English Equitation

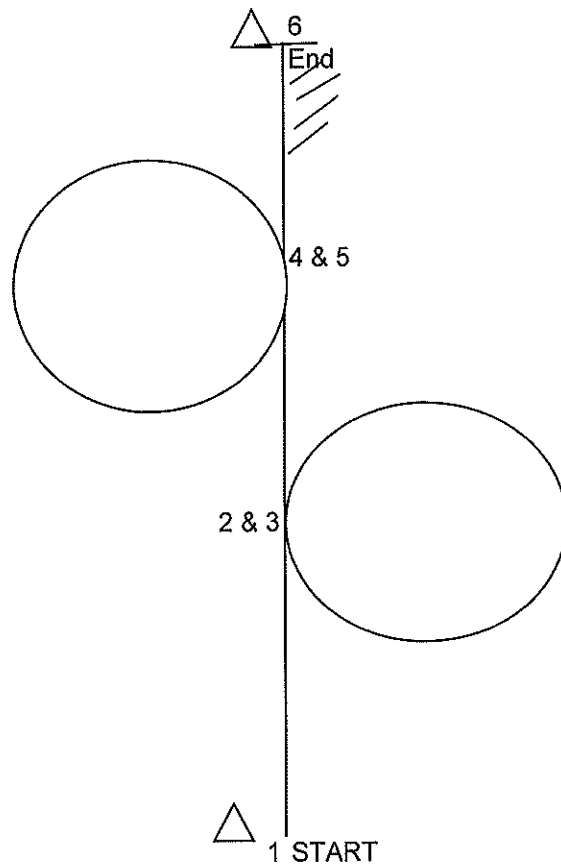
Pattern by Audrey Karnes



1. Begin rising trot either diagonal
2. Near center of pattern ride a rising trot figure 8 starting with the right circle first.
3. When you finish your figure 8, proceed to last cone.
4. Halt
5. Walk and line up tails to the rail.

# Western Horsemanship

Pattern by Audrey Karnes



1. Walk away from the start cone, straight down center line.
2. Perform a jog/trot circle to the right.
3. Continue down the center line at the jog/trot.
4. Perform a jog/trot circle to the left.
5. When you close the circle, come down to walk, straight to the cone.
6. Halt, back 5 steps and exit the arena.